


A maze puzzle with 60 numbered blue tiles. The path starts at the 'INÍCIO' tile (1) and ends at the '33' tile. The path is defined by the following sequence of numbers: 1, 2, 3, 4, 45, 46, 47, 48, 49, 50, 51, 52, 53, 54, 55, 56, 57, 58, 59, 60, 37, 36, 35, 33. The maze is decorated with various illustrations including birds, a cat, a mouse, a boat, a dolphin, a lighthouse, and a beach scene.

6

7

8

9



11

12

13




15

24

25



46



47

48

49

50

16

23



4

45

60



51



22

27

3

44

59

52

18



28

2

42

58



56

55

54



20



1

41


39



37

36

35



33



30

INÍCIO

40

31